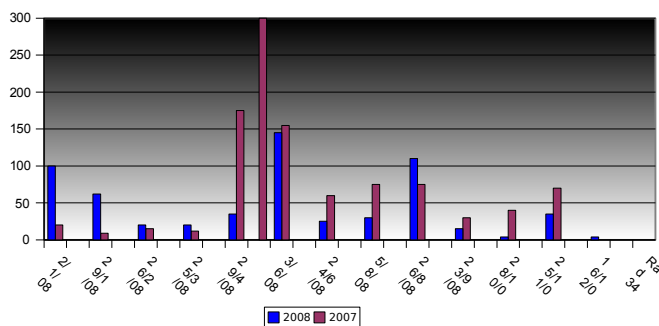


Vanndata 2008

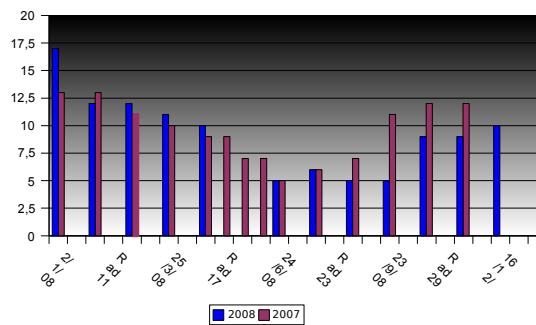
Rentvann desinfisert

Dato	Bakteriologisk						Kjemisk							UV trans- misjon	Ammonium (ug)
	Kimtall 2008	Kolif. Bakt	th.tol. Kolif.	Presumptiv E.koli	Intens. entreno.	Clostridium perfringens	pH 2008	Kondu- ktivitet	Turbi- Turbiditet	Lukt	Smak	Farge 2008	Alkalitet		
2/1/08	100	0			0	0			0,40	1	1	17			
29/1/08	62	0							0,39	1	1	12			
26/2/08	20	0							0,36	1	1	12			
25/3/08	20	0		0	0	0	6,8	16,9	0,40	1	1	11	0,08	<30	
29/4/08	35	0							0,42	1	1	10			
3/6/08	145	0		0						1	1				
24/6/08	25	0		0	0	0	6,8	18,7	0,75	1	1	5	0,12	<30	
5/8/08	30	0							0,56	1	1	6			
26/8/08	110	0							0,3	1	1	5			
23/9/08	15	0		0	0	0	6,7	16,9	0,36	1	1	5	0,07	<30	
28/10/08	4	0							0,49	1	1	9			
25/11/08	35	0							0,40	1	1	9			
16/12/08	4	0							0,74			10			
Krav	12	12	0	4	4	4	4	4	12	4	4	12	4	0	4
Gjenstår	(1)	(1)		(1)			1	1	(8)		-8		1		1
Antall	13	13	0	5	4	4	3	3	12	12	12	12	3	0	3
Snitt	47	0	0	0,0	0,0	0,0	6,8	17,5	0,46	1,00	1	9	0,1	###	#VERDI!
Max	145	0	0	0	0	0,0	6,8	18,7	0,75	1,00	1	17	0,12	###	Feil:502
Min	4	0	0	0	0	0,0	6,7	16,9	0,30	1,00	1	5	0,07	###	Feil:502
Max	100	100	0	0	0		9,5	250,0	4,00	2	2	20	0		500
Min	0	0	0	0	0	0	6,5								
Antall over	2	0	0	0	0	0	0	0	0	0	0	0	0	0	0
Antall under							0						0	0	0
Antall avvik	2	0	0	0	0	0	0	0	0	0	0	0	0	0	0

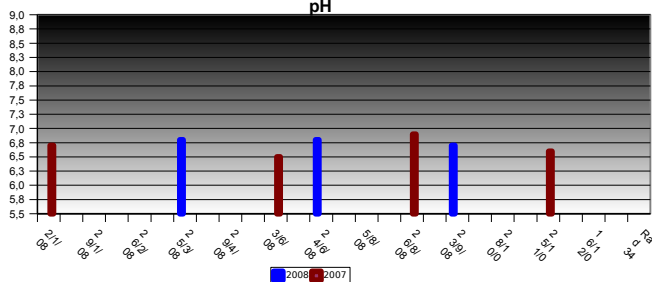
Kimtall



Fargetall



pH



Turbiditet

